








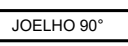






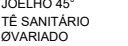



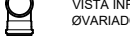

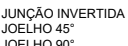




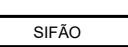




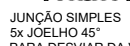

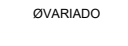

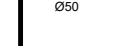
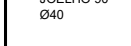




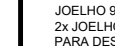
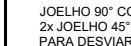
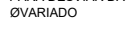
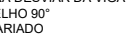




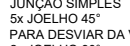











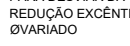




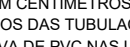




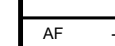

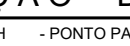



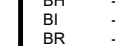


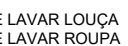
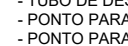
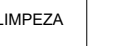


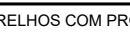
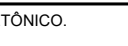



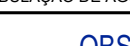
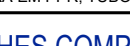
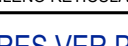

















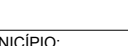


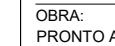


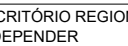








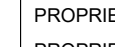

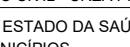




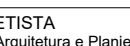






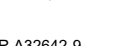

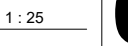










CONVENÇÃO DETALHES DE ESGOTO					
CAIXA SIFONADAS	CONEXÕES Ø40	TÉ SANITÁRIO	JOELHO 45°	JUNÇÃO DE REDUÇÃO	JUNÇÃO SIMPLES
 CK. SIF. 100/100/50 COM JOELHA DE AÇO INOX TIPO ABRE E FECHA.	 JOELHO 45°	 ØVARADO	 ØVARADO	 ØVARADO	 ØVARADO
 CK. SIF. 100/100/75 COM JOELHA DE AÇO INOX TIPO ABRE E FECHA.	 JOELHO 90°	 ØVARADO	 ØVARADO	 ØVARADO	 ØVARADO
 CK. SIF. 100/100/50 COM JOELHA DE AÇO INOX TIPO ABRE E FECHA.	 JOELHO 90°	 ØVARADO	 ØVARADO	 ØVARADO	 ØVARADO
 CK. SIF. 100/100/50 COM JOELHA DE AÇO INOX TIPO ABRE E FECHA.	 JOELHO 90°	 ØVARADO	 ØVARADO	 ØVARADO	 ØVARADO
 CK. SIF. 100/100/50 COM JOELHA DE AÇO INOX TIPO ABRE E FECHA.	 JOELHO 90°	 ØVARADO	 ØVARADO	 ØVARADO	 ØVARADO
 CK. SIF. 100/100/50 COM JOELHA DE AÇO INOX TIPO ABRE E FECHA.	 JOELHO 90°	 ØVARADO	 ØVARADO	 ØVARADO	 ØVARADO
 CK. SIF. 100/100/50 COM JOELHA DE AÇO INOX TIPO ABRE E FECHA.	 JOELHO 90°	 ØVARADO	 ØVARADO	 ØVARADO	 ØVARADO
 CK. SIF. 100/100/50 COM JOELHA DE AÇO INOX TIPO ABRE E FECHA.	 JOELHO 90°	 ØVARADO	 ØVARADO	 ØVARADO	 ØVARADO
 CK. SIF. 100/100/50 COM JOELHA DE AÇO INOX TIPO ABRE E FECHA.	 JOELHO 90°	 ØVARADO	 ØVARADO	 ØVARADO	 ØVARADO
 CK. SIF. 100/100/50 COM JOELHA DE AÇO INOX TIPO ABRE E FECHA.	 JOELHO 90°	 ØVARADO	 ØVARADO	 ØVARADO	 ØVARADO
 CK. SIF. 100/100/50 COM JOELHA DE AÇO INOX TIPO ABRE E FECHA.	 JOELHO 90°	 ØVARADO	 ØVARADO	 ØVARADO	 ØVARADO
 CK. SIF. 100/100/50 COM JOELHA DE AÇO INOX TIPO ABRE E FECHA.	 JOELHO 90°	 ØVARADO	 ØVARADO	 ØVARADO	 ØVARADO
 CK. SIF. 100/100/50 COM JOELHA DE AÇO INOX TIPO ABRE E FECHA.	 JOELHO 90°	 ØVARADO	 ØVARADO	 ØVARADO	 ØVARADO
 CK. SIF. 100/100/50 COM JOELHA DE AÇO INOX TIPO ABRE E FECHA.	 JOELHO 90°	 ØVARADO	 ØVARADO	 ØVARADO	 ØVARADO
 CK. SIF. 100/100/50 COM JOELHA DE AÇO INOX TIPO ABRE E FECHA.	 JOELHO 90°	 ØVARADO	 ØVARADO	 ØVARADO	 ØVARADO
 CK. SIF. 100/100/50 COM JOELHA DE AÇO INOX TIPO ABRE E FECHA.	 JOELHO 90°	 ØVARADO	 ØVARADO	 ØVARADO	 ØVARADO
 CK. SIF. 100/100/50 COM JOELHA DE AÇO INOX TIPO ABRE E FECHA.	 JOELHO 90°	 ØVARADO	 ØVARADO	 ØVARADO	 ØVARADO
 CK. SIF. 100/100/50 COM JOELHA DE AÇO INOX TIPO ABRE E FECHA.	 JOELHO 90°	 ØVARADO	 ØVARADO	 ØVARADO	 ØVARADO
 CK. SIF. 100/100/50 COM JOELHA DE AÇO INOX TIPO ABRE E FECHA.	 JOELHO 90°	 ØVARADO	 ØVARADO	 ØVARADO	 ØVARADO
 CK. SIF. 100/100/50 COM JOELHA DE AÇO INOX TIPO ABRE E FECHA.	 JOELHO 90°	 ØVARADO	 ØVARADO	 ØVARADO	 ØVARADO
 CK. SIF. 100/100/50 COM JOELHA DE AÇO INOX TIPO ABRE E FECHA.	 JOELHO 90°	 ØVARADO	 ØVARADO	 ØVARADO	 ØVARADO
 CK. SIF. 100/100/50 COM JOELHA DE AÇO INOX TIPO ABRE E FECHA.	 JOELHO 90°	 ØVARADO	 ØVARADO	 ØVARADO	 ØVARADO
 CK. SIF. 100/100/50 COM JOELHA DE AÇO INOX TIPO ABRE E FECHA.	 JOELHO 90°	 ØVARADO	 ØVARADO	 ØVARADO	 ØVARADO
 CK. SIF. 100/100/50 COM JOELHA DE AÇO INOX TIPO ABRE E FECHA.	 JOELHO 90°	 ØVARADO	 ØVARADO	 ØVARADO	 ØVARADO
 CK. SIF. 100/100/50 COM JOELHA DE AÇO INOX TIPO ABRE E FECHA.	 JOELHO 90°	 ØVARADO	 ØVARADO	 ØVARADO	 ØVARADO

NOTAS: - CONFIRMAR COTAS DOS EIXOS DOS APARELHOS COM PROJETO ARQUITETÔNICO.
- COTAS EM CENTÍMETROS.
- DIÂMETROS DAS TUBULAÇÕES EM MILÍMETROS.
- USAR LULA DE PVC NAS LIGAÇÕES DOS TUBOS COM AS CONEXÕES DE 50, 75, 100 E 150mm.

CONVENÇÃO DETALHES DE ÁGUA			
AF - COLUNA DE ÁGUA FRIA	DCH - PONTO PARA DUCHA HIGIÊNICA MANUAL	RGB - REGISTRO DE GAVETA BRUTO	
AQ - COLUNA DE ÁGUA QUENTE	F - PONTO PARA FILTRO	RGC - REGISTRO DE GAVETA CROMADO	
ASR - ADAPTADOR SOLDA ROSCA	L - PONTO PARA LAVATÓRIO	RPC - REGISTRO DE PRESSÃO CROMADO	
BH - PONTO PARA BANHEIRA	ML - PONTO PARA MÁQUINA DE LAVAR LOUÇA	TD - TUBO DE DESCARGA	
BI - PONTO PARA BIDE	MLR - PONTO PARA MÁQUINA DE LAVAR ROUPA	TL - PONTO PARA TORNEIRA DE LIMPEZA	
BS - PONTO PARA BACIA SANITÁRIA	MMC - MISTURADOR MONOCOMANDO	TQ - VÁLVULA DE DESCARGA	
CH - PONTO PARA CHUVEIRO	P - PONTO PARA PIA	VD - VÁLVULA PRESSMATIC MICTÓRIO	

NOTAS: - CONFIRMAR COTAS DOS EIXOS DOS APARELHOS COM PROJETO ARQUITETÔNICO.
- COTAS EM CENTÍMETROS.
- USAR COTOVELO DE COBRE (COTOVELO AZUL) NOS PONTOS DE ÁGUA FRIA.
- TODA TUBULAÇÃO DE ÁGUA QUENTE SERÁ EM PPR, TUBOS DE POLIPROPILENO RETICULADO MARCA UNIKAP OU SIMILAR.

OBS.: - DETALHES COMPLEMENTARES VER PRANCHA H 09
- CONVENÇÃO VER PRANCHA H 09



GOVERNO DO ESTADO DO PARANÁ
SECRETARIA DA SAÚDE
SESA
SETOR DE PROJETOS

PROPRIETÁRIO:
SECRETARIA DE ESTADO DA SAÚDE - SESA


OBRA:
PRONTO ATENDIMENTO MUNICIPAL - PROJETO PADRÃO

LOCAL:
DIVERSOS

MUNICÍPIO:
DIVERSOS

ESCRITÓRIO REGIONAL:
A DEFENDER

TIPO:
CONSTRUÇÃO DE EDIFICAÇÃO EM ALVENARIA PARA FINS DE SAÚDE

AUTOR DO PROJETO/REGISTRO PROF.: RHIAN PETRIN DOS SANTOS 

PROPRIETÁRIO:
SECRETARIA DE ESTADO DA SAÚDE - SESA

PROPRIETÁRIO:
RESPONSÁVEL PELO EAS

PROJETISTA:
MEP - Arquitetura e Planejamento
RUA MILTON GAVETTI, 369 - JD. UNIVERSITÁRIO - LONDRINAPR
TEL +55 (43) 3328-1020 / mep@maparquitectura.org.br

COORDENADOR:
CARLOS MARCHESI - ARQUITETO CAU/PR A32942-9

PROJETO: **PROJETO HIDROSSANITÁRIO**

REFERÊNCIA:
DETALHES DE ESGOTO - DET 18 AO 29

DESENHO: MATHEUS A.

DATA: JANEIRO/2024

ESCALA DO DESENHO: 1:25

ARQUIVO: HID_PE_PAM_05_R04

HID
05
09